

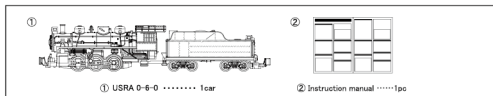
Thank you for purchasing this Rokuhan product.

This product is precise. Please read this instruction manual carefully before operation and operate properly.

1 Caution

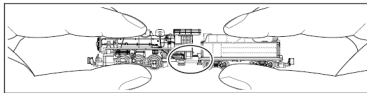
- Use only a Rokuhan controller to operate this product.
- Clean track (Metal rails) before operation.
- Remove dirt and dust on wheels.
- Do NOT operate continuously over a long period of time.
- Do NOT suddenly change train direction. Stop train first then change direction.
- In the case of derailment or short circuit, turn off the power of controller, unplug the controller, and then eliminate the cause of problem.
- Disassembling and modification could cause failure of this product.
- Storing this product in direct sunlight or fluorescent light for long time could cause change in color.
- Store and operate this product in dry dust free locations, away from sources of heat.
- To avoid shock or electrocution, do not operate this product in a wet location or operate with wet hands.
- This product includes sharp parts. Handle with care.
- Handle tools with care.
- This product is not recommended for use by children under 15 years old unless supervised by an adult.
- Please make sure to wrap the cars with Poly bag to avoid any damages when you pack the cars into blister package.

2 Set List



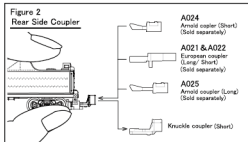
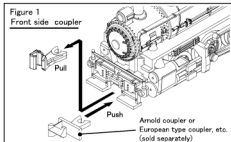
3 Caution to handle train

This product uses a thin cable between the locomotive (front side) and the tender car (rear side), which will malfunction if the cable breaks. Be sure to hold the locomotive and tender car while handling the product.



4 How to change coupler

This product includes a knuckle coupler (short), but you can replace the coupler depending on the car to be towed. As shown in Figures 1 and 2, the knuckle coupler can be replaced and installed with an Arnold coupler or a European-type coupler (sold separately).



5 How to clean the wheels

Dirt on wheels and rails can cause the car to stop or move unsteadily, so please clean them frequently. For cleaning wheels, A063 Wheel Cleaner, etc. (sold separately) is useful. For details, please refer to the instruction manual included with the "Wheel Cleaner for Z Gauge (6.5mm)".



*The car in the image is different from this product.

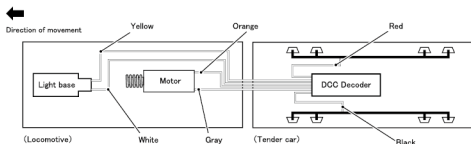
6 About DCC (for advanced users)

When installing a DCC decoder on this product, we recommend the separately sold "A053 DCC Decoder Small General-purpose Type". Please note that installing the DCC decoder is for advanced users only. It requires understanding the structure and system and modifying the car.

Please carefully refer to the following diagram and the instruction manual, which includes the "A053 DCC Decoder Compact General-purpose Type" (sold separately) before installing the DCC Decoder. Sometimes, modification, such as cutting a body part, may be required.

Any malfunction or damage to the car or decoder caused by the installation of this item will be subject to repair at cost. We will not be able to send back the decoder with any additional modifications related to the decoder. We do not install decoders at our company, regardless of whether we are paid or free of charge.

<Example of connection using A053 (wiring) >



7 Maintenance

- If this product does not work, make sure feeder cable and power are plugged in a place properly, then the positions of main switch and direction selector on controller should be checked. Also please make sure batteries for controller are set in place if using without AC adapter.
- The metal wheels and tracks may be dirty if this product does not run smoothly. Please remove the dirt on the metal wheels and tracks with a clean cloth and rail cleaner.
- Do NOT put excessive power on the wheels when cleaning them up.
- This product is precision model. Please pay attention. To avoid damaging engine, do, drop or put excessive pressure, on it. Handle it with care.

8 Trouble and repair

- Any trouble, accident, or injury caused by misuse, disassembling and modification of this product are not responsibility of Rokuhan. And Rokuhan does NOT accept repair requests of any products which have been disassembling or modified.
- Product specification and appearance are subject to change without prior notice.
- Available only as completed product.
- Contact Rokuhan customer service if you have any questions about this product.