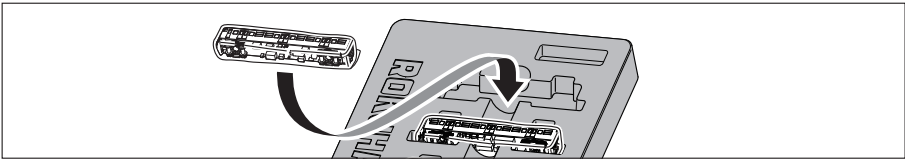


Thank you for purchasing this Rokuhan product.
This product is precise. Please read this instruction manual carefully before operation and operate properly.

1. Caution

- Use Rokuhan controller only to operate this product.
- Clean track (metal rails) before operation.
- Remove dirt and dust on wheels.
- Do not operate continuously over a long period of time.
- Do not suddenly change train direction. Stop train first then change direction.
- In the case of derailment or short circuit, turn off the power of controller, unplug the controller, and then eliminate the cause of problem.
- Disassembling and modification could cause failure of this product.
- Storing this product in direct sunlight or fluorescent light for long time could cause change in color.
- Store and operate this product in dry dust free locations, away from sources of heat.
- To avoid shock or electrocution, do not operate this product in a wet location or operate with wet hands.
- This product includes sharp parts. Handle with care.
- Handle tools with care.
- This product is not recommended for use by children under 8 years old unless supervised by an adult.
- Please make sure to wrap the cars with Poly bag to avoid any damages when you pack the cars into blister package.



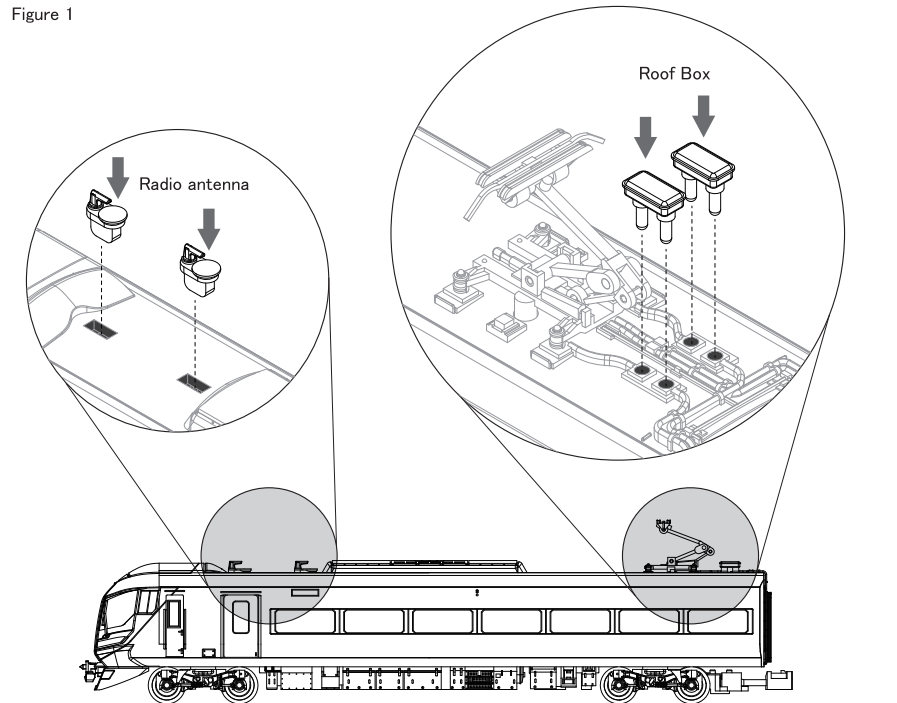
2. Contents of product

- ① Revaty cars 3 pcs
② Radio antenna 6 pcs (2 pcs. are spares.)
③ Roof Box 6 pcs (2 pcs. are spares.)
④ Through hole door part..... 1 pc
⑤ Bellows 1 pc
⑥ Connecting skirt part 1 set
⑦ Instruction Manual (this page) 1 pc
⑧ Sticker sheet..... 1 pc

3. Caution to handle small parts

3-1 Train radio antenna and roof box installation

From the runner parts cut off the train radio antenna and the roof box with a nipper. Please pay attention to the orientation of parts as shown in Figure 1.

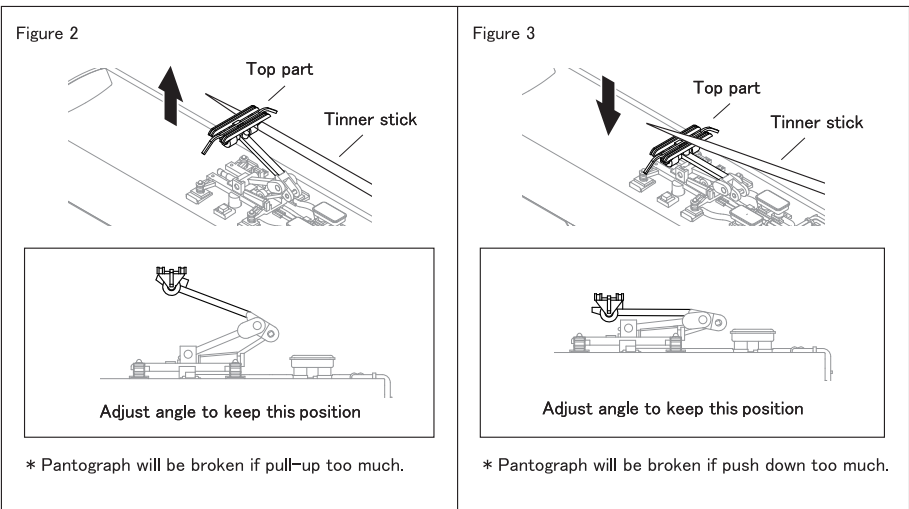


※ If it is too loose, please fix with a small amount of adhesive etc.

3-2 How to handle pantograph

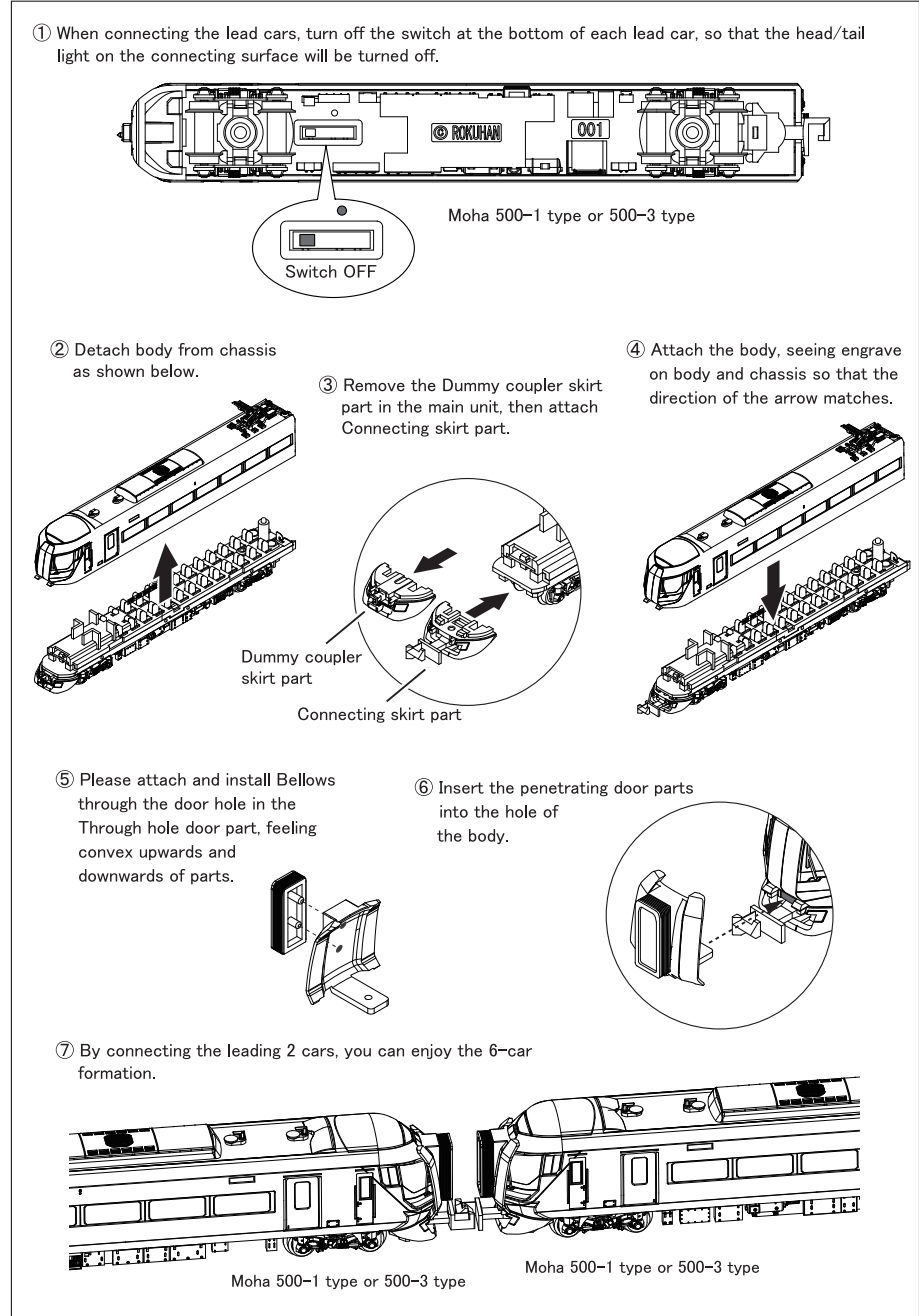
- Moha 501-1, Moha 501-3, Moha 502-1, Moha 502-3, Moha 503-1, Moha 503-3 are equipped with pantograph

1. Pull-up top part softly by stick until stop.
(See figure 2)
2. Push down top part softly until touch.
(See figure 3)



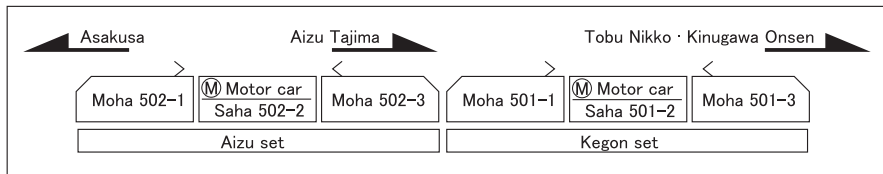
4. Lead car connection

When connecting the lead cars, please attach the connecting skirt part to each car to be connected according to the figure below.



5. Formation

Revaty will run in 3 and 6 car trains. Please enjoy it as you like.
The figure below is an example of composition.



6. Accessories (Sold separately)

6-1 Room light

Applicable model · All cars
This product can be equipped with [A030 Room light shinkansen (lead car)] or [A009 Room light type A].
For details, please refer to the attached instruction manual for each.
A030 ... Moha 501-1 · Moha 501-3 · Moha 502-1 · Moha 502-3 · Moha 503-1 · Moha 503-3
A009 ... Saha 501-2 · Saha 502-2 · Saha 503-2

6-2 DCC Decoder Room light

Applicable model · All cars
This product can be equipped with [A059 DCC Decoder Room light multi type] that can be mounted on various cars by cutting a part of the product. For details, please refer to the instruction manual attached to the product.
A059 DCC Decoder Room light type C mode ... Moha 501-1 · Moha 501-3 · Moha 502-1 · Moha 502-3 · Moha 503-1 · Moha 503-3
A059 DCC Decoder Room light type A mode ... Saha 501-2 · Saha 502-2 · Saha 503-2

7. Trouble shooting

Check followings before ordering repair.

Problem	Cause	Correction
A train does not run smoothly, and lights flicker.	There is dirt on rails.	Remove the dirt with cleaner and cloth.
	There is dirt on wheels.	Remove the dirt with cleaner and cloth.
Trains do not run.	A train derails.	Set the train properly on track using rerailer.

8. Trouble and repair

- The user is responsible for any trouble, accident, or injury caused by misuse, disassembling, or modification of this product. Rokuhan will not repair a product which has been opened, taken apart, or modified.
- Specification and appearance of our products are subject to change without prior notice.
- We sell assembled product only.
- Contact Rokuhan customer service if you have any questions about this product.



TOYTEC CORPORATION

7-27, NUMAWADA, TOCHIGI-CITY, 328-0042, JAPAN.
TEL : 81-282-20-2365
URL : <http://www.rokuhan.com/english/>