

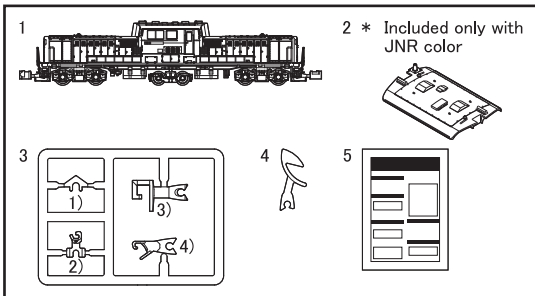
* Nipper for plastic is required to release accessory parts.

Thank you for purchasing this Rokuhan product.
This product is precise. Please read this instruction manual carefully before operation and operate properly.

1. Caution

- Use only a Rokuhan controller to operate this product.
- Clean track (Metal rails) before operation.
- Remove dirt and dust on wheels.
- Do not operate continuously over a long period of time.
- Do not suddenly change train direction. Stop train first then change direction.
- In the case of derailment or short circuit, turn off the power of controller, unplug the controller, and then eliminate the cause of problem.
- Disassembling and modification could cause failure of this product.
- Storing this product in direct sunlight or fluorescent light for long time could cause change in color.
- Store and operate this product in dry dust free locations, away from sources of heat.
- To avoid shock or electrocution, do not operate this product in a wet location or operate with wet hands.
- This product includes sharp parts. Handle with care.
- Handle tools with care.
- This product is not recommended for use by children under 8 years old unless supervised by an adult.

2. Parts list

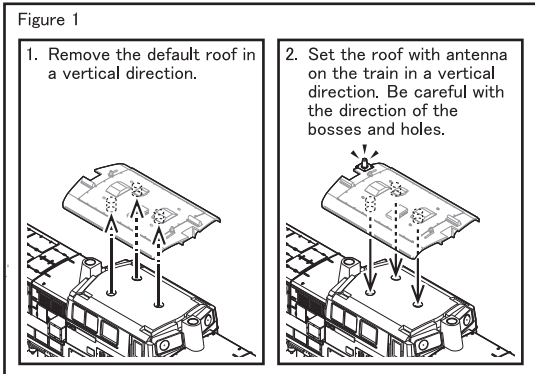


- | | | |
|----------------------------------|-------|-------------------------------------|
| 1. DD51 1000 | | 1 pc |
| 2. Roof (With antenna) | | 1 pc (Included only with JNR color) |
| 3. Runner parts | | 2 pcs |
| 1) Cover plate for dummy coupler | | |
| 2) Dummy coupler | | |
| 3) Arnold coupler (Long) | | |
| 4) Knuckle coupler | | |
| 4. European type coupler | | 2 pcs |
| 5. Instruction manual | | 1 pc |

3. How to change the accessory parts

3-1. Replace the roof (Included only with JNR color)

Antenna was set on the full-scale train around the time it was privatized by JNR.
Refer figure 1 as below to change the roof.



3-2. Replace the couplers

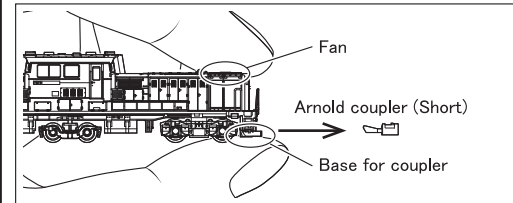
Arnold couplers (Short) are set as default. Change the couplers according to layout and train DD51 1000 will pull. Refer figure 2 to change couplers.

* Be careful not to bend the handrails when you change couplers.

- Arnold coupler (Long) is used to connect more than 2 pcs of DD51 1000 to each other and run it on small radius S curve.
- Knuckle coupler is used to pull American type train.
- European type coupler is used to pull European type train.

Figure 2

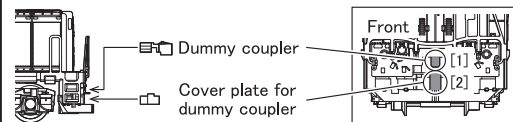
1. Fix DD51 between fingers as the following picture and pull out coupler horizontally.



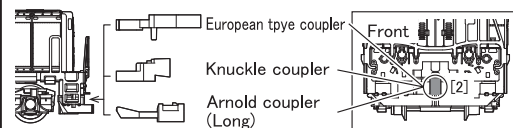
2. Cut off the coupler you will use with nippers. Insert the coupler horizontally into the train as the picture above.

- Set dummy coupler

Set dummy coupler on the boss "1" and set cover plate for dummy coupler on the boss "2" as the following picture.



- Set European type coupler, knuckle coupler, Arnold coupler (Long)
- Set coupler on the boss "2" as the following picture.



* Be careful with the direction of couplers.

* The opposite side can be done by same procedure. Be careful not to bend the handrails when you change couplers.

4. Maintenance

4-1. Maintenance

- If DD51 1000 does not run, check feeder cable and power are plugged in correctly, the positions of main switch and direction switch on controller. Also check batteries are set correctly in controller if batteries are used as power.
 - The wheels and track may be dirty if DD51 1000 does not run smoothly. Remove the dirt on the wheels and track with a clean cloth and rail cleaner.
- * Do not put excessive power on the wheels when you clean it.

4-2. Handrails

Etching parts are used for handrails to make DD51 1000 close to the full-scale train. It has enough strength for normal use. However, because it is precise parts, drop or excessive pressure may cause breakage. Handle it with care. If it is broken, be careful with broken piece not to be injured by the piece or accidentally swallow it.

5. Trouble and repair

- The user is responsible for any trouble, accident, or injury caused by misuse, disassembling, or modification to this product. Rokuhan will not repair a product which has been opened, taken apart, or modified.
- Specification and appearance of our products are subject to change without prior notice.
- Contact Rokuhan customer service if you have any query.