


**ROKUHAN** S051-1 Wood Engine house (Brown)  
JAPAN S051-2 Wood Engine house (Dark brown) Common instruction manual

Thank you for your purchasing Rokuhan products.  
Please read carefully before use.


#### 1. Caution

- Store this product in dry dust free locations, away from sources of excessive heat.
- This product includes sharp parts. Handle with care.
- Handle tools with care.
- This product is not recommended for use by children under 8 years old unless supervised by an adult.

#### 2. Parts list



① Engine house building

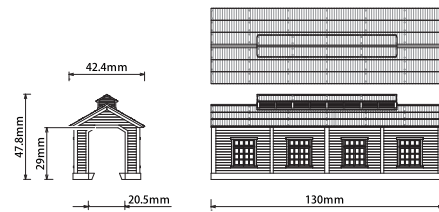


② Label



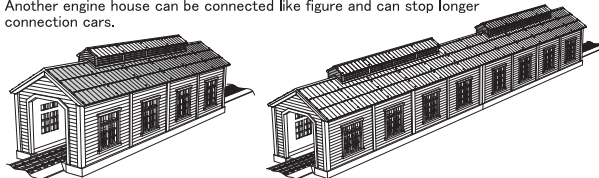
③ Manual

#### 3. Dimension



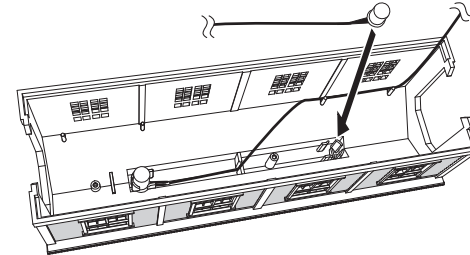
#### 4. How to place engine house

Slide tracks under the engine house.  
Another engine house can be connected like figure and can stop longer connection cars.




#### 5. How to assemble LED unit (A017-1, 2)

Use LED unit (A017-1, 2) to light up inside engine house.



#### 6. How to stick label

Stick label on each location. Handle tools with care when cutting labels from its sheet.



#### 7. Trouble and repair

- The user is responsible for any trouble, accident, or injury caused by misuse, disassembling, or modification to this product. Rokuhan will not repair a product which has been opened, taken apart, or modified.
- Specification and appearance of our products are subject to change without prior notice.
- Contact Rokuhan customer service if you have any query.



7-27, NUMAWADA, TOCHIGI-CITY, 328-0042, JAPAN.  
TEL : 81-282-20-2365  
URL : <http://www.rokuhan.com/english/>