



S049-1 Convenience store (Orange)
S049-2 Convenience store (White)
S049-3 Convenience store (Gray)

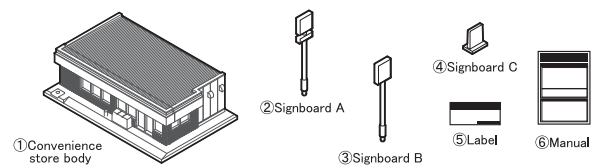
Common instruction manual

Thank you for your purchasing Rokuhan products.
Please read carefully before use.

1. Caution

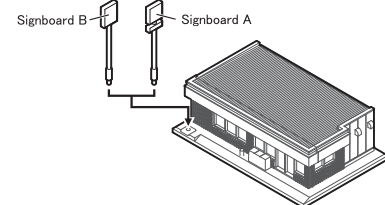
- Store this product in dry dust free locations, away from sources of excessive heat.
- This product includes sharp parts. Handle with care.
- Handle tools with care.
- This product is not recommended for use by children under 8 years old unless supervised by an adult.

2. Parts list



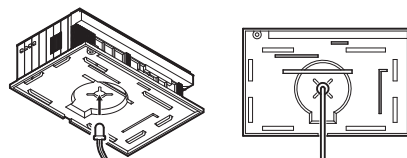
3. Attach sign board

Attach signboard A or B like figure.



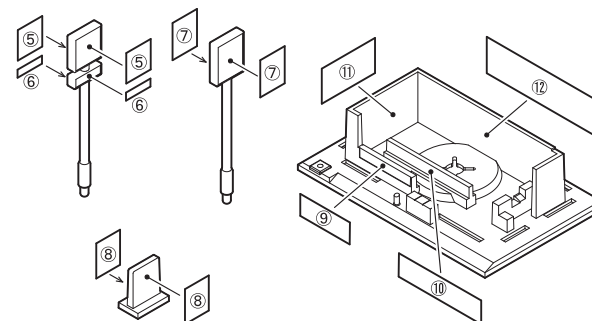
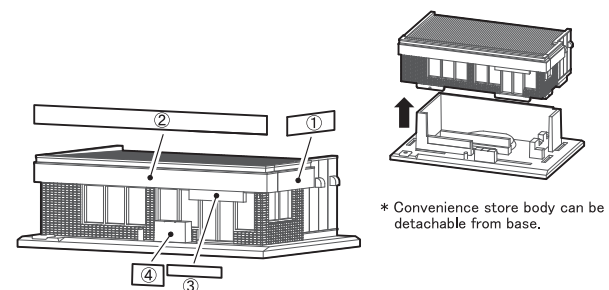
4. How to assemble LED unit (A017-1, 2)

Use LED unit(A017-1, 2) to light up inside convenience store.



5. How to stick label

Stick label on each location. Handle tools with care when cutting labels from its sheet.



6. Trouble and repair

- The user is responsible for any trouble, accident, or injury caused by misuse, disassembling, or modification to this product. Rokuhan will not repair a product which has been opened, taken apart, or modified.
- Specification and appearance of our products are subject to change without prior notice.
- Contact Rokuhan customer service if you have any query.



TOYTEC CORPORATION

7-27, NUMAWADA, TOCHIGI-CITY, 328-0042, JAPAN.

TEL : 81-282-20-2365

URL : <http://www.rokuhan.com/english/>