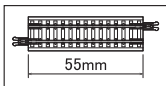


1. Parts list

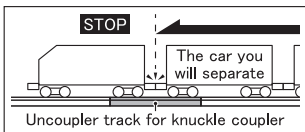


- Uncoupler track for knuckle coupler ... 1 pc
- Instruction manual ... 1 pc


2. How to use

This product is uncoupler track for knuckle coupler with automatic release mechanism.

1. Stop the knuckle coupler at center of track with the car you will separate on the uncoupler track.



2. Operate the cars a little backward. Then the knuckle coupler will be released.



3. Operate the car forward again.

