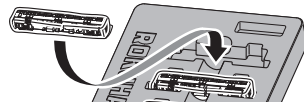


Thank you for purchasing this Rokuhan product.
This product is precise. Please read this instruction manual carefully before operation and operate properly.

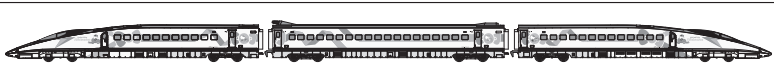
1. Caution

- Use only a Rokuhan controller to operate this product.
- Clean track (Metal rails) before operation.
- Remove dirt and dust on wheels.
- Do not operate continuously over a long period of time.
- Do not suddenly change train direction. Stop train first then change direction.
- In the case of derailment or short circuit, turn off the power of controller, unplug the controller, and then eliminate the cause of problem.
- Disassembling and modification could cause failure of this product.
- Storing this product in direct sunlight or fluorescent light for long time could cause change in color.
- Store and operate this product in dry dust free locations, away from sources of heat.
- To avoid shock or electrocution, do not operate this product in a wet location or operate with wet hands.
- This product includes sharp parts. Handle with care.
- Handle tools with care.
- This product is not recommended for use by children under 8 years old unless supervised by an adult.
- Please make sure to wrap the cars with Poly bag to avoid any damages when you pack the cars into blister package.



2. Contents of product

① Car product



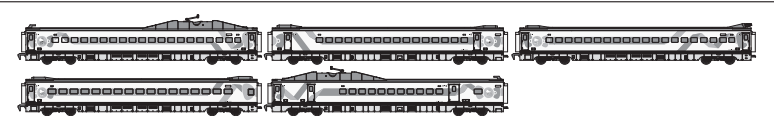
500 type Hello Kitty Shinkansen 3cars basic set (T013-6) 3 cars
500 type Hello Kitty Shinkansen Starter set (G004-3) 3 cars

② Label sheet
..... 1pc each

③ Label stand
(T013-7 only) ... 1pc

④ Controller ... 1pc
Rerailer 1pc
Track set 1pc
(G004-3 only)

⑤ Instruction manual
..... 1pc



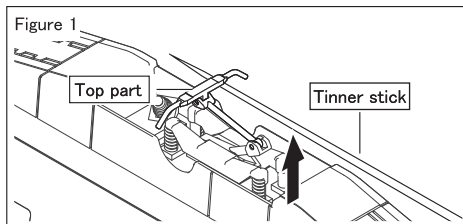
500 type Hello Kitty Shinkansen 5cars extension set (T013-7) 5 cars

3. Caution to handle trains

3-1 How to set pantograph height

●526-7004 ●527-7702

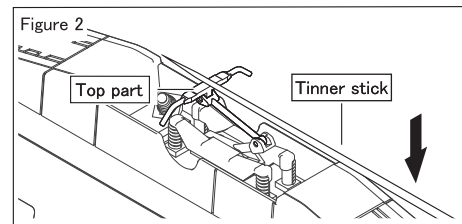
1. Pull-up top part softly by stick until stop. (See figure 1)



Adjust angle to keep this position

* Pantograph will be broken if pull-up too much.

2. Push down top part softly until touch. (See figure 2)

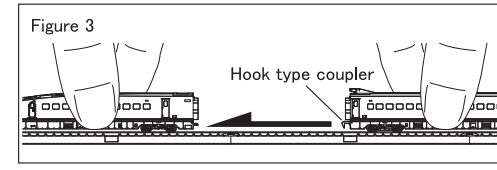


Adjust angle to keep this position


* Pantograph will be broken if push down too much.

3-2 Connect and dis-connect cars

● Connect cars
Place the cars on the straight track using Rerailer (Sold separately). Cramp each car by finger, shift the car (With Hook type coupler) forward and connect both cars.
(See figure 3)

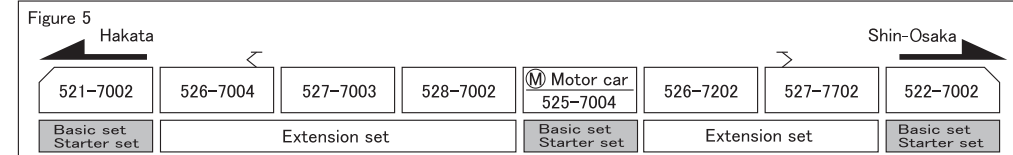


● Dis-connect cars
Cramp each car by finger and turn the car (With Hook type coupler) over, then both cars are dis-connected.
(See figure 4)



4. Formation

500 type Hello Kitty Shinkansen can be organized into 8 cars as a real car by combining 3 cars set (T013-6 or G004-3) and 5 cars extension set (T013-7). For details, please organize with reference to Figure 5.



5. Accessories (Sold separately)

5-1 Room light

Applicable model · All vehicles

This product can be equipped with [A030 Room light for shinkansen(Top car)] or [A031 Room light For shinkansen(Middle car)]. For details, please refer to the attached instruction manual for each.

5-2 DCC Decoder Room light

Applicable model · All vehicles

This product can be equipped with [A059 DCC Decoder Room light multi type] that can be mounted on various vehicles by cutting a part of the product. For details, please refer to the instruction manual attached to the product.

6. Trouble shooting

Check followings before ordering repair.

Problem	Cause	Correction
A train does not run smoothly, and lights flicker.	There is dirt on rails.	Remove the dirt with cleaner and cloth.
	There is dirt on wheels.	Remove the dirt with cleaner and wheels.
Trains do not run.	A train derails.	Set the train properly on track using rerailer.

7. Trouble and repair

- The user is responsible for any trouble, accident, or injury caused by misuse, disassembling, or modification of this product. Rokuhan will not repair a product which has been opened, taken apart, or modified.
- Specification and appearance of our products are subject to change without prior notice.
- We sell assembled product only.
- Contact Rokuhan customer service if you have any questions about this product.